

GREEN TABLE MAT



GREEN TABLE MAT

SIZE: 35 cm x 45 cm

SUPPLIES:

Scissors

DMC Geometry fabric reference DM354 Ecrú / 40 cm X 50 cm

Matching threads

Round-tip embroidery needle

THREADS

PEARL COTTON #5 ART 115

320/ 1 SKEIN

319/ 1 SKEIN

ART 317 W

E 3821/ 1 SKEIN 3 STRANDS

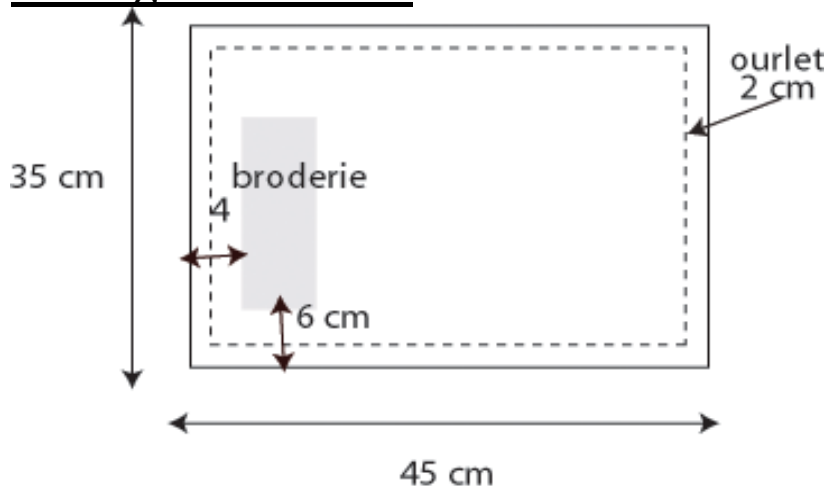
STITCHING INSTRUCTIONS

Place the design in the center, as shown on the diagram.

Make a knot on the back of the fabric and pass the needle through to the front. Stitch the design several times, by gliding the thread underneath the “bridges”. To stop, pass the needle through to the back and tie a knot.

For a tweeded aspect, use 1 strand of Pearl Cotton and 3 strands of metallic thread together.

Sewing instructions





Cut out a 39 x 45 cm rectangle, make a 2 cm hem along the sides.



DMC

Perlé n°5 / 317 W

-  = 320 + E3821
-  = 319 + E3821

